



# PATTERN PARTY!

## Game Instructions

Learn to Play! [FunkoGames.com/PlayPatternParty](http://FunkoGames.com/PlayPatternParty)

Example Set Up for 3 Players




## Set Up

- 1 Place the game board in the center of the play area.
- 2 Each player chooses a color and takes all the tiles of that color.
- 3 Starting with the youngest player, each player chooses a spinner and a Goal card. For your first game, place your Goal card in front of you with the green side up.
- 4 If you're playing with fewer than four players, place the remaining spinners next to the game board, as if in front of pretend players. Leave the remaining tiles and Goal cards in the box.



Spinner

Game Board



Tiles

Goal Card



The youngest player goes first!



## Object

Be the first player with four tiles showing on the game board that match the pattern on your Goal card.



# On Your Turn, Spin Your Spinner:

★ If you spin a picture (character, color, shape, or pattern), play one of your tiles on a matching space on the game board. If there are no matching spaces, you may play on any empty space. You cannot play on a space that already has a tile.

★ If you spin **WILD!**, play one of your tiles on **ANY** space on the game board. You can even play on top of another tile if your tile will fit – only four tiles may stack on each space.

★ If you spin **SWAP!**, everyone passes their spinner to the left. If you're playing with fewer than four players, don't forget to pass the present players' spinner.

**Then spin again!**

**Now it's the next player's turn!**

## End of the Game

The first player with four tiles showing on the game board that match the pattern on their Goal card is the winner!

## Goal Cards

You can match the pattern on your Goal card anywhere on the game board, even if it's facing a different direction.

Each Goal card has a Basic green side and an Advanced pink side. When you set up the game, choose which side to use. You may want to choose a different side for each player, such as younger players using green sides and older players using pink sides.



Character  
Spinner




Color  
Spinner




Shape  
Spinner



Pattern  
Spinner



Basic  
Side



Advanced  
Side

